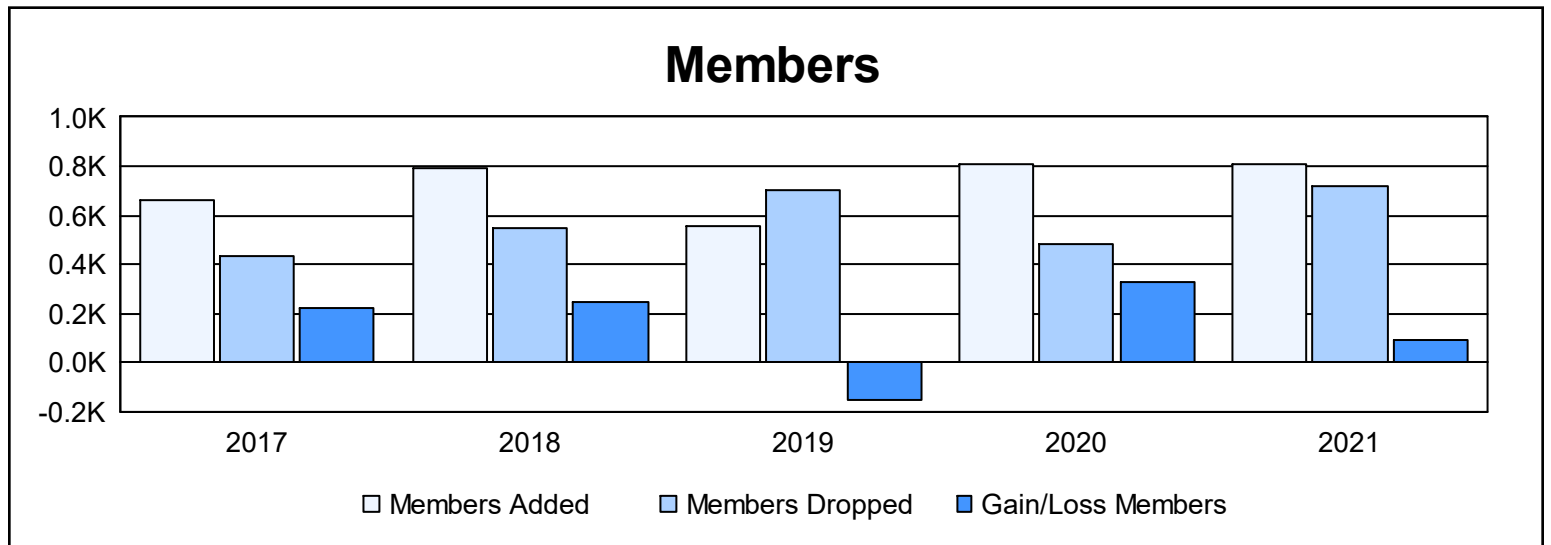
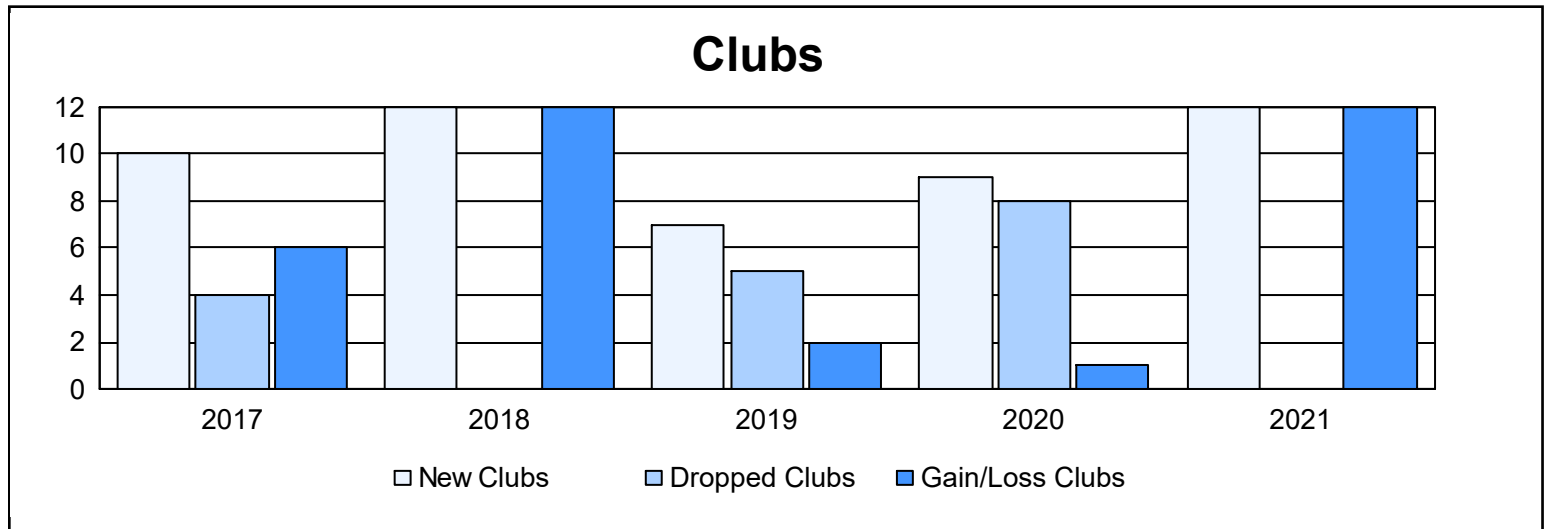
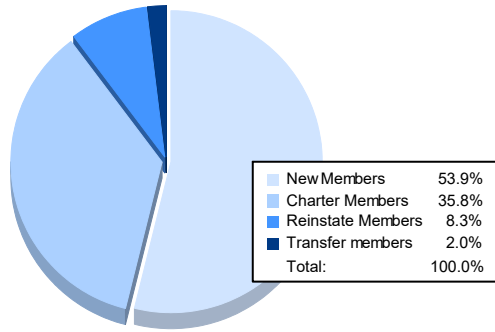


Year	New Clubs	Dropped Clubs	Gain/ Loss Clubs	New Members	Charter Members	Reinstate Members	Transfer Members	Total Member Added	Total Members Dropped	Gain/ Loss Members
2016-2017	10	4	6	303	267	67	21	658	433	225
2017-2018	12	0	12	402	303	79	10	794	547	247
2018-2019	7	5	2	232	182	130	10	554	706	-152
2019-2020	9	8	1	504	252	45	7	808	481	327
2020-2021	12	0	12	438	291	67	16	812	721	91
<b>Average</b>	<b>10</b>	<b>3</b>	<b>7</b>	<b>376</b>	<b>259</b>	<b>78</b>	<b>13</b>	<b>725</b>	<b>578</b>	<b>148</b>



### Membership Composition June 2021 Cumulative



### Gender Composition June 2021 Cumulative

